

Biotinylated Mouse TNFSF15 Protein

Cat. No. FSF-MM415B

Description

Source	Recombinant Biotinylated Mouse TNFSF15 Protein is expressed from HEK293 with His tag and Avi tag at the N-Terminus. It contains Ala61-Leu252.
Accession	Q5UBV8
Molecular Weight	The protein has a predicted MW of 24.40 kDa. Due to glycosylation, the protein migrates to 28-38 kDa based on Bis-Tris PAGE result.
Endotoxin	Less than 1EU per µg by the LAL method.
Purity	> 90% as determined by Bis-Tris PAGE

Formulation and Storage

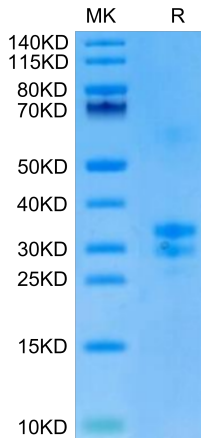
Formulation	Lyophilized from 0.22µm filtered solution in PBS (pH 7.4). Normally 8% trehalose is added as protectant before lyophilization.
Reconstitution	Centrifuge the tube before opening. Reconstituting to a concentration more than 100 µg/ml is recommended. Dissolve the lyophilized protein in distilled water.
Storage	-20 to -80°C for 12 months as supplied from date of receipt. -80°C for 3 months after reconstitution. Recommend to aliquot the protein into smaller quantities for optimal storage. Please minimize freeze-thaw cycles.

Background

TL1A and its functional receptor DR3 are members of the TNF/TNFR superfamilies of proteins. TL1A and DR3 are abundantly localized at inflamed intestinal areas of patients with IBD and mice with experimental ileitis or colitis and actively participate in the immunological pathways that underlie mucosal homeostasis and intestinal inflammation. Recently, an important role was demonstrated for TL1A/DR3 as potential mediators of intestinal fibrosis that is associated with the presence of gut inflammation.

Assay Data

Bis-Tris PAGE

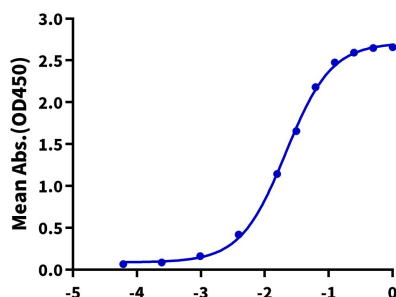


Biotinylated Mouse TNFSF15 on Bis-Tris PAGE under reduced condition. The purity is greater than 90%.

ELISA Data

Biotinylated Mouse TNFSF15, His Tag ELISA

0.1µg Mouse DR3, His Tag Per Well



Immobilized Mouse DR3, His Tag at 1µg/ml (100µl/well) on the plate. Dose response curve for Biotinylated Mouse TNFSF15, His Tag with the EC50 of 21.4ng/ml determined by ELISA (QC Test).

Log Biotinylated Mouse TNFSF15, His Tag Conc. (µg/ml)

Biotinylated Mouse TNFSF15 Protein

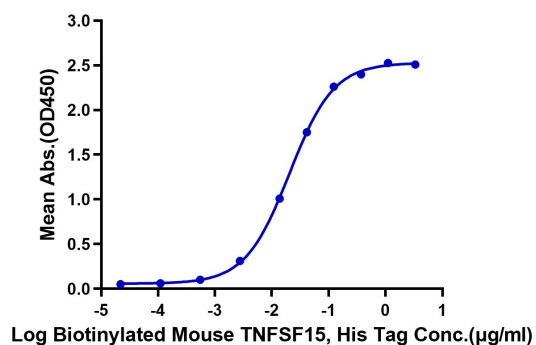
Cat. No. FSF-MM415B

Assay Data

ELISA Data

Biotinylated Mouse TNFSF15, His Tag ELISA

0.05 μ g Anti-TNFSF15 Antibody, hFc Tag Per Well



Immobilized Anti-TNFSF15 Antibody, hFc Tag at 0.5 μ g/ml (100 μ l/well) on the plate. Dose response curve for Biotinylated Mouse TNFSF15, His Tag with the EC50 of 20.5ng/ml determined by ELISA.